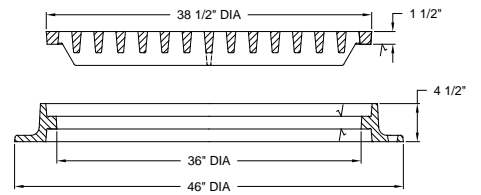


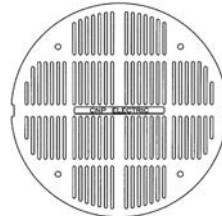
1581 FRAME & COVER

Heavy duty
 Machined bearing surfaces
 Reversible frame —
 2815 for top flange
 Accepts 1580 and 1581
 covers and grates

Options
 Watertite assembly
 Light duty cover
 Heavy duty ductile iron cover
 Extra heavy duty ductile iron grate
 Lift/Drop handles



Type M Flat Grate
 Approx. 375 sq. in.
 open area



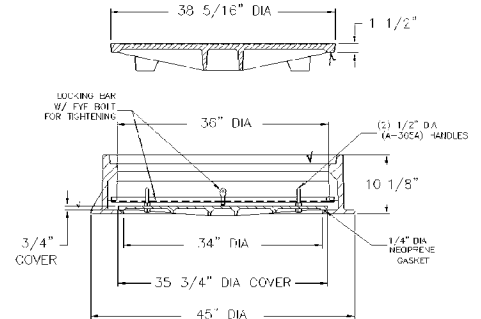
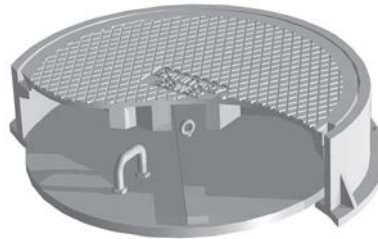
Type M2 ADA Grate
 Approx. 304 sq. in.
 open area



**Type E Outer Cover with
 1040 Inner Cover**

1583 FRAME & COVER

Heavy duty
 Machined bearing surfaces
 Frost proof assembly
 Accepts 1580 covers



Supplied By:



877-903-7246

www.trenchdrainsupply.com